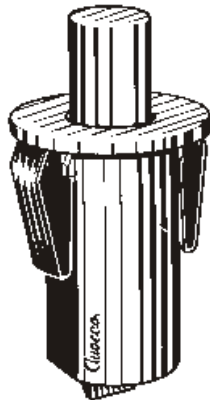


PUSH BUTTON SWITCHES
Heavy Duty Construction

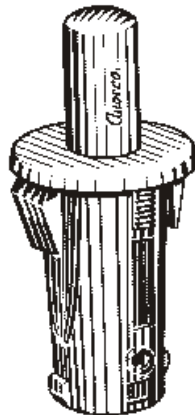


13435

(C3AZ-13713A, BOA-13713, OA-13713, B9MF-13713A)

Door Jamb Switch
Ford Products Insulated Type
2 Snap in Terminals

UNIT PACKAGE: 1

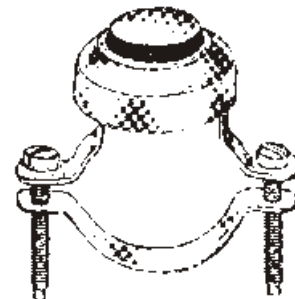


13438

(C8AB-13713A, C8AZ-13713A, C8OZ-13713A, C9AZ-13713A, C9MY-13713A, C9OB-13713A, C9O2-13713A, D1AB-13713A, C8AZ-13713B, D1AZ-13713C)

Door Jamb Switch
Fits Into 7/8" Hole
Ford

UNIT PACKAGE: 1




12078

Horn Button

UNIT PACKAGE: 1

PUSH-PULL SWITCHES

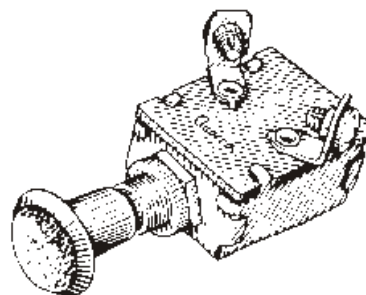


13552

Marine Switch
3 Position "Off-On-On"

First 'On' position energizes one circuit. In second "On" position both circuits are energized. Mounting stem 1-1/4" long. 3/8" diameter. Brass hex back-up nut, brass washer, chrome plated brass face nut and chrome plated knob.
15 Amps @ 12 Volts

UNIT PACKAGE: 1



12077

Push-Pull Switch
Heavy duty. 2 position "Off-On"
switch w/2 Screw Terminals.

25 Amps @ 6 Volts
15 Amps @ 12 Volts

UNIT PACKAGE: 1